

Organize your life with FREE Online Statement Delivery!

Security Bank offers online delivery of your checking and savings account statements through your Security Bank Internet Banking - **absolutely free!** The online statement contains all of the same account information as a paper statement except that it's delivered online rather than through the mail.



Online statements provide you:

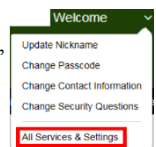
- The ability to view, print and save statements.
- Immediate access to current and previous bank statements.
(Statement history will begin to build up to 24 months at time of enrollment)
- Simple electronic management of bank statements - eliminates filing and storage of paper statements.

Sign up today to begin receiving your statement online!

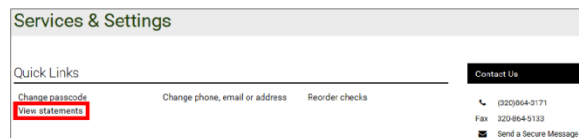
How Current IB Users Opt-In for E-STATEMENTS

Statements will begin to appear with your first statement cycle after signing up for Internet Banking & will remain online for 24 months.

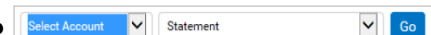
1. Once logged into Internet Banking, click on the **Welcome** dropdown menu at the top & choose “**All Services & Settings**”



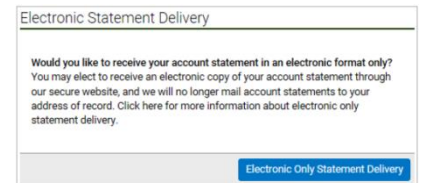
2. In the “Quick Links” section, select **View Statements**



3a. From the drop down menu select the Account you would like to retrieve eStmts for & click **Go**



3b. Opt In to receive your future statements electronically **ONLY** by clicking the **Electronic Only Statement Delivery** button.



4. Accept the terms of the *Electronic Statement Disclosure*.

5. Provide an email address where you can receive a notification email each time your statement is produced & **submit** for either “This Account” or “All Accounts”

NOT AN INTERNET BANKING USER?

1. Visit Security Bank’s home page at: www.security-banks.com
2. In the center of the page **Click here for Security Bank & Trust Co. Online Banking** to be taken to the Login Page.
3. On the right side of the screen, click **Enroll** or **Business User Apply Here** below the login boxes.
4. You will be directed to two disclosure pages in which you must check the box & click **I Agree** in order to continue.
 - Electronic Disclosure Consent and Agreement
 - Internet Banking Agreement & Disclosure
5. Complete the enrollment form information... Opt In/Out of E-Statement... List all of your accounts you want to access online... click **Continue**.
6. Create an Access ID & Passcode, along with Security Verification Questions and click **Continue** to be taken to the verification page.
7. Verify that the information is correct & you are not a robot... then click **Submit** to proceed to the confirmation page.
8. Your enrollment is complete... click **Back to Home Page**.

Once we approve your application you will receive an e-mail stating you can now logon, but account access may take 24-48 hours to update.

